

To: Glenn Brand
 From: Larry Dorey
 Re: Discipline Report for April, 2016
 Date: April 30, 2016

There were 21 discipline referrals to the administration during the month of April, 2016. This total is up from up from 17 last year. 11 students were suspended this month, while 2 students were suspended during April, 2015.

Suspensions for April, 2016

Infraction	2012	2013	2014	2015	2016
Abusive/Obscene Language		1			
Alcohol Use	1				
Alcohol Possession					8
Disrespect			3		
Disruptive/Uncooperative			2	1	
Drug Use	2				
Drug Possession	1				
Harassment			1		
Insubordination					3
Other	1	1			
Theft			3		
Threatening Behavior				1	
Vandalism		2			
Total	5	4	9	2	11

A list of all infractions for the month of April, 2016 appears on the backside of this page.

c: JoAnn Campbell

Other Infractions for April, 2016

Infraction	2012	2013	2014	2015	2016
Abusive/Obscene Language	1	1			
Alcohol Possession					8
Alcohol Use	1				
Bus Incident			1		
Chemical Health - Alcohol		1			
Chemical Health - Drugs	1			1	
Computer Use				2	
Disrespectful	2		10	1	
Disruptive/Uncooperative Behavior	7	3	3	1	
Drug Related					
Forgery		2			1
Harassment	1		2	4	
Insubordination					3
Leaving School Grounds	6	4		3	4
Other	2	1		1	
Out of School Issue					
Parking Violations		1			
Sexual Harassment					1
Tardy					3
Teasing				2	
Threatening				1	
Theft			3		
Truancy	4	5	2	1	1
Vandalism		2			
Total	25	20	21	17	21

R.J. Grey Junior High School

To: Dr. Glenn Brand
 From: Allison Warren and Jim Marcotte
 Re: Discipline Report for April 3, 2017 - April 25, 2017
 Date: April 27, 2017

There were 5 discipline referrals/concerns (including requests from teachers for assistance) reported to the Administration during the month of April.

	<u>Apr13</u>	<u>Apr14</u>	<u>Apr15</u>	<u>Apr16</u>	<u>Apr17</u>
<i>Total Discipline Referrals Reported</i>	10	23	20	2	5

	<u>Apr13</u>	<u>Apr14</u>	<u>Apr15</u>	<u>Apr-16</u>	<u>Apr-17</u>
Total Suspensions	2	2	1	0	2
Alcohol Use					
drug-related incident					
fighting					
harassment (non-sexual)					
inappropriate/disruptive/disrespectful behavior	1		1		2
non-compliance with school rules					
physical aggression	1	2			
sexual harassment					
stealing					
threatening					

	<u>Apr-13</u>	<u>Apr-14</u>	<u>Apr-15</u>	<u>Apr-16</u>	<u>Apr-17</u>
Total Other Infractions	8	21	19	2	3
abusive language/profanity					
alcohol use/possession					
bus discipline				2	
Academic Integrity		1	1		
class/school truancies					
computer violation					
vandalism					
disruptive behavior (classroom, cafeteria, hallway)	4	10	4		
harassment (non-sexual)/bullying/teasing		2			
non-compliance with school rules		2	5		
out of school issue					

physical aggression			1		1
Tardy to class	1				
sexual harassment					
stealing	1				
threatening					
uncooperative/disrespectful behavior	2	4	4		1
Other		2	4		1

The referrals/concerns generally were quickly resolved and no further intervention was required.

ACTON-BOXBOROUGH REGIONAL SCHOOLS

2016-2017

Levels	Sept. 1				Oct. 1				Nov. 1				Dec. 1				Jan. 1				Feb. 1				Mar. 1				Apr. 1				May. 1			
	A	B (1)	C	Tot	A	B (1)	C	Tot	A	B (1)	C	Tot	A	B (1)	C	Tot	A	B (1)	C	Tot	A	B (1)	C	Tot	A	B (1)	C	Tot	A	B (1)	C	Tot	A	B (1)	C	Tot
Preschool	82	31	3	116	82	31	3	116	85	23	3	111	87	23	3	113	87	25	3	115	88	25	3	116	91	24	3	118	94	26	3	123	97	26	3	126
Preschool Total	82	31	3	116	82	31	3	116	85	23	3	111	87	23	3	113	87	25	3	115	88	25	3	116	91	24	3	118	94	26	3	123	97	26	3	126
K	280	43	7	330	280	43	7	330	280	43	7	330	282	44	7	333	282	44	7	333	286	43	7	336	287	43	7	337	287	45	7	339	288	45	7	340
1	264	55	5	324	265	55	4	324	267	55	4	326	267	54	4	325	264	55	4	323	266	54	4	324	269	54	4	327	268	54	4	326	270	54	4	328
2	321	47	6	374	317	48	7	372	316	48	6	370	318	49	6	373	320	49	6	375	324	49	6	379	325	49	6	380	326	49	6	381	325	49	6	380
3	345	43	8	396	345	43	9	397	341	43	9	393	341	42	9	392	341	42	9	392	341	43	9	393	341	43	9	393	341	43	9	393	341	43	9	393
4	347	57	8	412	349	55	8	412	346	56	8	410	342	56	8	406	343	53	8	404	345	53	8	406	346	53	8	407	346	53	8	407	348	53	8	409
5	339	65	10	414	339	64	11	414	340	64	11	415	339	64	11	414	342	64	11	417	340	65	11	416	340	65	11	416	339	64	11	414	338	65	11	414
6	393	63	9	465	393	63	10	466	395	63	10	468	395	63	10	468	394	63	10	467	395	64	10	469	396	64	10	470	395	64	10	469	395	64	10	469
Elem. Sub Total	2289	373	53	2715	2288	371	56	2715	2285	372	55	2712	2284	372	55	2711	2286	370	55	2711	2297	371	55	2723	2304	371	55	2730	2302	372	55	2729	2305	373	55	2733
Other Pre K-6	17	2	1	20	17	2	1	20	16	4	0	20	16	4	0	20	16	4	0	20	18	4	0	22	17	3	0	20	17	3	0	20	17	3	0	20
Elem. Total	2306	375	54	2735	2305	373	57	2735	2301	376	55	2732	2300	376	55	2731	2302	374	55	2731	2315	375	55	2745	2321	374	55	2750	2319	375	55	2749	2322	376	55	2753
7	397	66	5	468	397	67	5	469	399	66	5	470	400	65	5	470	399	65	5	469	398	65	5	468	398	65	5	468	398	65	5	468	398	65	5	468
8	360	77	4	441	361	77	4	442	363	77	4	444	362	78	4	444	363	78	4	445	364	78	4	446	365	77	4	446	365	77	4	446	367	77	4	448
J.H.S. Total	757	143	9	909	758	144	9	911	762	143	9	914	762	143	9	914	762	143	9	914	762	143	9	914	763	142	9	914	763	142	9	914	765	142	9	916
9	368	77	7	452	364	77	7	448	365	78	7	450	365	78	7	450	364	78	7	449	363	78	7	448	364	78	7	449	365	78	7	450	364	78	7	449
10	406	75	8	489	409	75	8	492	408	77	8	493	408	77	7	492	409	77	7	493	407	77	7	491	406	77	7	490	406	77	7	490	407	77	7	491
11	374	78	12	464	368	77	12	457	372	76	12	460	370	76	13	459	370	78	11	459	370	79	10	459	372	79	10	461	371	79	10	460	373	79	10	462
12	391	75	6	472	390	73	6	469	386	73	6	465	385	73	6	464	384	74	6	464	383	73	6	462	383	73	6	462	382	73	6	461	382	73	6	461
9-12 Ungr.	0	1	0	1	0	1	0	1	0	0	0	0	0	0	0	0	0	0	0	0	0	0	0	0	0	0	0	0	0	0	0	0	0	0	0	0
P.G.	0	0	0	0	0	0	0	0	0	0	0	0	0	0	0	0	0	0	0	0	0	0	0	0	0	0	0	0	0	0	0	0	0	0	0	0
H.S. Total Secondary Total	1539	306	33	1878	1531	303	33	1867	1531	304	33	1868	1528	304	33	1865	1527	307	31	1865	1523	307	30	1860	1525	307	30	1862	1524	307	30	1861	1526	307	30	1863
Other7-13	59	11	2	72	59	11	2	72	58	11	3	72	58	11	3	72	58	11	3	72	55	11	3	69	55	10	3	68	55	10	2	67	55	10	2	67
Reg. Total	2355	460	44	2859	2348	458	44	2850	2351	458	45	2854	2348	458	45	2851	2347	461	43	2851	2340	461	42	2843	2343	459	42	2844	2342	459	41	2842	2346	459	41	2846
Preschool Total	82	31	3	116	82	31	3	116	85	23	3	111	87	23	3	113	87	25	3	115	88	25	3	116	91	24	3	118	94	26	3	123	97	26	3	126
Elem Total Secondary Total	2306	375	54	2735	2305	373	57	2735	2301	376	55	2732	2300	376	55	2731	2302	374	55	2731	2315	375	55	2745	2321	374	55	2750	2319	375	55	2749	2322	376	55	2753
Grand Total	4743	866	98	5707	4735	862	104	5701	4737	857	103	5697	4735	857	103	5695	4734	860	101	5697	4734	861	100	5704	4734	857	100	5712	4736	860	99	5714	4743	861	99	5725

A = ACTON Pre-School In D. = In District Distribution G. Brand C. Jeannotte All Principals (2)
 B = BOXBOROUGH P.G. = Post Graduates M. Altieri A. Bisewicz
 C = Choice/Staff/Tuition In D. Bookis K. Nelson
 Ungr. = Ungraded D. Bentley E. Weiner
 Other = Out of District S. Cunningham

Actual Acton-Boxborough Grade K-6
May 1st, 2017

Grade	Blanchard		Total	Conant		Total	Douglas		Total	Gates		Total	McCarthy		Total	Merriam		Total	Total	#Sec	Avg. Size									
	ADK	AM		ADK	AM		ADK	AM		ADK	AM		ADK	AM		ADK	AM													
	47	18		39	21		31	15		21	21		43	21		42	21													
K	19	20	18	65	19	20	21	60	23	23	46	21	21	42	21	22	21	64	21	21	21	63	340	16	21.3					
Other	8			20				0			1			1				2				0		24						
Gr. 1	20	20	10	51	20	20	40	40	20	20	20	60	19	20	20	59	59	20	19	20	59	59	328	16.5	19.9					
Other	1			2			1				1			2				0				1		7						
Gr. 2	10	21	21	53	24	22	46	46	23	23	23	69	24	24	23	71	71	24	23	24	71	71	23	24	23	70	380	16.5	23.0	
Other	1			13			1				5			1				2				1		23						
Gr. 3		22	23	45	25	23	25	73	24	24	24	72	25	25	50	50	23	24	23	70	70	21	20	20	22	83	393	17	23.1	
				4			2				0			0				2				2		10						
Gr. 4	22	20	20	62	22	22	23	89	23	23	24	70	23	23	46	46	24	23	23	70	70	23	25	24	72	409	18	22.7		
				10			0				0			2				3				0		15						
Gr. 5	24	24	23	71	23	22	24	69	23	23	23	69	24	23	24	71	71	22	22	22	66	66	22	23	23	68	414	18	23.0	
				8			2				1			0				4				0		15						
Gr. 6	24	23	23	70	26	25	25	76	25	24	25	74	25	25	26	76	76	26	23	25	74	74	26	23	25	25	99	469	19	24.7
				9			2				1			1				2				0		15						
				66			8				9			7				15				4		109						
Total	19	21.9	417	20	22.7	453	20	23.0	460	18	23.1	415	21	22.6	474	23	22.3	514	2733	121	22.6									

66 Acton residents attend school in Boxborough


43 Boxborough residents attend school in Acton

**MONTHLY REPORTING OF
EMERGENT BILINGUAL STUDENT POPULATION BY SCHOOL**
Acton-Boxborough Regional School District
May 1, 2017

Category	Total as of 4/1/2017	Additions	Subtractions	Total as of 5/1/2017
ABRHS	21	+1	0	22
Blanchard	15	0	-1	14
Conant	63	0	0	63
Douglas	34	+2	0	36
Gates	43	0	0	43
McCarthy-Towne	36	+1	0	37
Merriam	25	0	0	25
RJG JHS	17	0	-1	16
TOTAL	254	+4	-2	256



Acton-Boxborough Regional School District
Community Education
15 Charter Road • Acton, MA 01720
978-266-2525 • abce.abschools.org



Erin O'Brien Bettez
Director

MEMORANDUM


To: A-B Regional School Committee
From: Erin Bettez, Director, A-B Community Education
RE: New Marquee Sign
Date: May 5, 2017

The district's marquee sign, located by the tennis courts along Route 111, was purchased in 1996 by A-B Community Ed. It serves as an important tool for sharing district happenings with the community. Twenty-one years later, the sign is in disrepair -- full of wasps in the summer and snow and ice in the winter. It has been repaired numerous times, is leaning precipitously towards Kelly's Corner, and the west-facing side completely fell off several weeks ago as it was being updated. It has become a bit of an eyesore and is cumbersome to update, requiring a staff person to head out in the weather and manually change the message.

Since it was installed, Community Ed. has been the office that has updated the sign and for some time we've been considering a replacement. We are pleased to share that a new, electronic message sign has been ordered and will be installed this summer.

The new marquee is a double-sided LED sign that will be updated remotely using a web-based system. Messages will now be viewable after dark, though the lights will automatically dim so they are not excessively bright. The sign has the ability to show more than one message at a time, with postings rotating at programmed intervals. The cost, including a tasteful brick surround, is \$43,236.25. Community Ed. is purchasing the new sign for the district. The district will incur some additional cost running electricity to the location.

Going forward, oversight of the sign and its operation will turn over to the Superintendent's Office.



Front/Rear View:

Customer: Scoreboard Enterprises
File Name: Acton-Boxborough HS
Opt-Rev #: Opt A-1 Sales ID: MBF
Date: 3-17-2017 Designer: JMK

Project Specifications:

- Customs monument sign
- Double faced
- Two color finish
- EFS brickfinish on base & columns
- Saddle mount installation
- Sign to ship in two pieces
- Copy material TBD

Copy Information:

"A" in ACTON is 4.6" h

Colors:

TBD

05/08/2017 10:29
8399tblc

ACTON / BOXBOROUGH REGIONAL SCHOOLS
BUDGET V ACTUAL

P 1
glytdbud

FOR 2017 10

	ORIGINAL ESTIM REV	ESTIM REV ADJSTMTS	REVISED EST REV	ACTUAL YTD REVENUE	REMAINING REVENUE	PCT COLL
1000 GENERAL FUND						
1000R14 45402 MEDICAID REIMBURSEME	0	.00	.00	133,295.89	-133,295.89	100.0%*
1000R14 46801 AID - CHAPTER 70	0	14,531,276.00	14,531,276.00	12,246,725.00	2,284,551.00	84.3%*
1000R14 46804 ASSESSMENT - SCHOOL	0	.00	.00	.00	.00	.0%
1000R14 46805 ASSESSMENT - CHARTER	0	.00	.00	.00	.00	.0%
1000R14 46806 ASSESSMENT - SPECIAL	0	.00	.00	.00	.00	.0%
1000R14 46807 TRANSPORTATION - PUP	0	1,190,000.00	1,190,000.00	672,913.00	517,087.00	56.5%*
1000R14 46809 REIMBURSEMENT - CHAR	0	27,683.00	27,683.00	15,945.00	11,738.00	57.6%*
1000R14 46810 DUMMY DESCRIPTION -	0	.00	.00	.00	.00	.0%
1000R14 46811 REGIONAL BONUS AID	0	74,000.00	74,000.00	77,640.00	-3,640.00	104.9%*
1000R14 47501 ASSESSMENT - RGNL -	0	55,547,097.00	55,547,097.00	46,289,247.50	9,257,849.50	83.3%*
1000R14 47502 ASSESSMENT - RGNL -	0	11,503,148.00	11,503,148.00	9,585,956.70	1,917,191.30	83.3%*
1000R14 47503 ASSESSMENT-OTHER-ACT	0	.00	.00	.00	.00	.0%
1000R14 47504 ASSESSMENT-OTHER-BOX	0	.00	.00	.00	.00	.0%
1000R14 48200 EARNINGS - ON INVEST	0	.00	.00	71,479.11	-71,479.11	100.0%*
1000R14 48403 REVENUE - MISCELLANE	0	.00	.00	31,663.19	-31,663.19	100.0%*
1000R14 48404 RENTAL INCOME	0	.00	.00	67,500.00	-67,500.00	100.0%*
GRAND TOTAL	0	82,873,204.00	82,873,204.00	69,192,365.39	13,680,838.61	83.5%

** END OF REPORT - Generated by THOMAS BLONDIN **

05/08/2017 10:57
8399tbl0

ACTON / BOXBOROUGH REGIONAL SCHOOLS
BUDGET V ACTUAL

P 1
glytdbud

FOR 2017 10

	ORIGINAL APPROP	TRANFRS/ ADJSTMTS	REVISED BUDGET	YTD EXPENDED	ENCUMBRANCES	AVAILABLE BUDGET	PCT USED
01 SALARIES, TEACHING	33,992,708	.00	33,992,708.00	23,133,475.89	10,647,409.91	211,822.20	99.4%
02 SALARIES, PRIN/A PRI	2,237,321	.00	2,237,321.00	1,897,760.26	353,866.74	-14,306.00	100.6%
03 SALARIES, CNTRL ADMN	1,195,267	-8,000.00	1,187,267.00	1,027,153.03	187,805.06	-27,691.09	102.3%
04 SALARIES, SUPP STAFF	9,311,200	8,000.00	9,319,200.00	6,900,420.74	2,262,553.20	156,226.06	98.3%
05 SALARIES, ATHLETICS	531,828	-10,978.00	520,850.00	426,078.28	80,151.86	14,619.86	97.2%
06 SALARIES, BUILDINGS	732,102	.00	732,102.00	623,186.57	112,458.00	-3,542.57	100.5%
07 SALARIES, CUSTODIAL	1,501,995	.00	1,501,995.00	1,251,861.24	289,772.41	-39,638.65	102.6%
08 SALARIES, HOME INSTR	8,500	.00	8,500.00	2,631.25	.00	5,868.75	31.0%
09 SALARIES, MISC PS	1,575,266	.00	1,575,266.00	1,118,561.14	364,116.98	92,587.88	94.1%
11 SALARIES, SUBS MISC	66,691	.00	66,691.00	47,412.50	622.09	18,656.41	72.0%
12 SALARIES, SUBS INSTR	677,142	-5,500.00	671,642.00	434,648.84	40.38	236,952.78	64.7%
13 SALARIES, OVERTIME	232,855	.00	232,855.00	197,932.53	.00	34,922.47	85.0%
14 STIPENDS, CURR/INSTR	166,000	.00	166,000.00	49,646.00	60,721.00	55,633.00	66.5%
15 FRINGES, COURSE REIM	56,000	.00	56,000.00	39,134.50	.00	16,865.50	69.9%
16 FRINGES, HLTH INSUR	8,623,581	.00	8,623,581.00	8,214,189.20	4,200.00	405,191.80	95.3%
17 FRINGES, H INSUR RET	968,996	.00	968,996.00	773,065.32	.00	195,930.68	79.8%
18 FRINGES, LIF/DIS INS	40,900	.00	40,900.00	31,803.00	.00	9,097.00	77.8%
19 FRINGES, UNEMPLYMNT	40,000	.00	40,000.00	36,789.54	.00	3,210.46	92.0%
20 FRINGES, WORKRS COMP	295,000	.00	295,000.00	467,026.01	.00	-172,026.01	158.3%
21 FRINGES, MCRS	2,086,065	.00	2,086,065.00	2,086,065.00	.00	.00	100.0%
22 FRINGES, MEDICARE	825,000	.00	825,000.00	598,674.01	.00	226,325.99	72.6%
23 CONTRIB OPEB TRUST F	800,000	.00	800,000.00	600,000.00	.00	200,000.00	75.0%
24 INSTRUCT SUPPLIES	1,048,492	9,500.00	1,057,992.00	869,901.94	96,055.39	92,034.67	91.3%
25 INSTRUCT TEXTBOOKS	282,570	-2,000.00	280,570.00	128,433.53	14,620.71	137,515.76	51.0%
26 INSTRUCTIONAL, LBY	59,678	.00	59,678.00	39,540.67	7,310.21	12,827.12	78.5%
27 OTHER, CAP OUTLAY	530,059	-3,000.00	527,059.00	625,962.77	107,392.99	-206,296.76	139.1%
29 OTHER, DEBT SERVICE	1,934,218	.00	1,934,218.00	1,959,217.50	.00	-24,999.50	101.3%
30 OTHER, PROP/CASUALTY	110,700	66,724.00	177,424.00	98,878.85	.00	78,545.15	55.7%
31 OTHER, MAINT BLDG/GR	734,745	-2,000.00	732,745.00	731,508.36	62,471.44	-61,234.80	108.4%
32 OTHER, MAINT EQUIP	119,604	.00	119,604.00	33,079.67	6,850.03	79,674.30	33.4%
34 OTHER, LEGAL SERVICE	181,350	.00	181,350.00	109,469.40	12,589.07	59,291.53	67.3%
35 OTHER, ADMIN SUPP	914,051	3,927.00	917,978.00	724,872.38	112,512.46	80,593.16	91.2%
36 OTHER, ATHLETIC SUPP	57,446	10,045.00	67,491.00	54,233.74	390.00	12,867.26	80.9%
37 OTHER, CUSTODL SUPP	157,984	.00	157,984.00	116,413.44	5,730.39	35,840.17	77.3%
38 OTHER, SPED TRANSP	1,826,934	.00	1,826,934.00	848,790.33	829,242.28	148,901.39	91.8%
39 OTHER, STUDENT TRANS	947,117	-66,724.00	880,393.00	705,043.73	31,119.59	144,229.68	83.6%
40 OTHER, TRAVEL/CONF	120,034	1,900.00	121,934.00	98,428.04	20,684.68	2,821.28	97.7%
41 OTHER, SPED TUITION/	5,283,278	.00	5,283,278.00	3,253,979.84	2,247,576.55	-218,278.39	104.1%
42 OTHER, UTILITIES	1,825,133	.00	1,825,133.00	1,095,334.42	28,910.42	700,888.16	61.6%
43 OTHER, TELEPHONE	110,045	-1,894.00	108,151.00	54,643.68	17,858.02	35,649.30	67.0%
44 OTHER, SEWER	287,191	.00	287,191.00	254,003.23	22,157.59	11,030.18	96.2%
48 ASSESSMENTS	576,658	.00	576,658.00	355,506.00	.00	221,152.00	61.6%
49 OTHER	1,500	.00	1,500.00	.00	.00	1,500.00	.0%
GRAND TOTAL	83,073,204	.00	83,073,204.00	62,114,756.37	17,987,189.45	2,971,258.18	96.4%

** END OF REPORT - Generated by THOMAS BLONDIN **

**ACTON BOXBOROUGH REGIONAL SCHOOL DISTRICT
SPECIAL REVENUE, REVOLVING, AND GIFT FUNDS**

4/30/2017

Operating			Fund Balance 7/1/2016	Fund Balance Transfers	Receipts	Expenses	CASH BAL	Encumber	Balance as of 4/30/17
	LUNCH								
K Nelson	3201	LUNCH	805,700.12	0.00	1,450,198.15	1,339,839.07	916,059.20	488,407.55	427,651.65
	SUPERINTENDENT								
G Brand	3311	SUPERINTENDENT GIFTS	256.00		50.00	0.00	306.00	0.00	306.00
	DISTRICTWIDE								
G Brand	3353	DISTRICT WIDE GIFTS	1,669.47		0.00	1,669.47	0.00	0.00	0.00
	CURRICULUM								
D Bookis	3318	PARENT INVOLVEMENT PROJECT	17,823.12		973.00	3,970.06	14,826.06	0.00	14,826.06
D Bookis	3323	CURRICULUM GIFT	2,079.51	0.00	1,525.00	3,947.70	(343.19)	400.00	(743.19)
D Bookis	3419	SCHOOL TO BUSINESS	(150.00)		150.00	0.00	0.00	0.00	0.00
	FINANCE								
C Jeannotte	3401	SCHOOL CHOICE	115,691.18		166,394.00	173,177.95	108,907.23	88,797.05	20,110.18
Marie Altieri	3406	ADK	96,525.00	122,176.90	901,484.30	565,137.89	555,048.31	243,401.08	311,647.23
C Jeannotte	3016	CIRCUIT BREAKER	998,826.00		1,957,323.00	2,045,250.00	910,899.00	0.00	910,899.00
C Jeannotte	3501	INSURANCE REIMB	17,162.43		7,056.15	8,832.83	15,385.75	0.00	15,385.75
M. Dennehy	9901	TAILINGS	20,423.63		0.00	20,423.63	0.00		0.00
	FACILITIES								
J D Head	3322	ELM ST HOOPS	1,214.00		0.00	0.00	1,214.00	0.00	1,214.00
J D Head	3328	NSTAR POWER DOWN PROJECT	10,535.88		0.00	0.00	10,535.88	0.00	10,535.88
J D Head	3329	FRIENDS OF LOWER FIELDS	43,851.83		0.00	11,912.54	31,939.29	0.00	31,939.29
J D Head	3342	WEST ACTON BOARDWALK	11,072.50		0.00	0.00	11,072.50	0.00	11,072.50
TBD	3418	TRANSPORTATION	0.00		12,735.10	8,279.54	4,455.56	0.00	4,455.56
J D Head	3332	DAMON PLAYGROUND	439.42		0.00	0.00	439.42	0.00	439.42
	COMMUNITY EDUCATION								
E Bettez	3402	COMMUNITY ED	889,649.65	(196,292.15)	2,209,158.36	1,586,503.21	1,316,012.65	225,811.78	1,090,200.87
E Bettez	3403	USE OF FACILITIES	0.00		157,882.56	285,770.58	(127,888.02)	56,045.51	(183,933.53)
E Bettez	3404	DRIVERS' ED	243,505.49	0.00	160,574.86	170,396.52	233,683.83	43,311.43	190,372.40
	PUPIL SERVICES/SPED								
D Bentley	3428	ODP REVOLVING	67,865.12		41,905.00	43,475.00	66,295.12	9,661.48	56,633.64
J Gibowitz	3429	AD INTEGRATED PRESCHOOL	115,085.45		244,251.90	149,128.40	210,208.95	48,892.20	161,316.75
	3326 MCC BIG YELLOW SCHOOL BUS								
J Campbell		SENIOR HIGH	205.14		\$0.00	\$0.00	205.14	0.00	205.14
A Shen		JUNIOR HIGH	0.00		\$0.00	\$0.00	0.00	0.00	0.00
D Labb		BLANCHARD	0.00		\$0.00	\$0.00	0.00	0.00	0.00
D Sugrue		CONANT	650.00		\$200.00	\$0.00	850.00	0.00	850.00

**ACTON BOXBOROUGH REGIONAL SCHOOL DISTRICT
SPECIAL REVENUE, REVOLVING, AND GIFT FUNDS
4/30/2017**

			Fund Balance	Fund Balance	Receipts	Expenses	CASH BAL	Encumber	Balance as of
Operating			7/1/2016	Transfers					4/30/17
A Shen	3411	LOST BOOKS-JUNIOR HIGH	7,986.80		100.00	2,645.57	5,441.23	0.00	5,441.23
A Shen	3421	JH STORE REVOLVING	1,370.89		11,067.00	10,802.95	1,634.94	0.00	1,634.94
A Shen	3422	JH THEATER REVOLVING	4,444.87	0.00	23,813.05	20,450.98	7,806.94	0.00	7,806.94
BLANCHARD									
D Labb	3348	BLANCHARD GIFTS	11,014.69		5,000.00	3,138.00	12,876.69	0.00	12,876.69
D Labb	3408	BLANCHARD AM/PM XD	166,528.04		218,655.97	243,952.80	141,231.21	56,956.30	84,274.91
CONANT									
D Sugrue	3334	CONANT PTO	3,937.49		14,042.51	16,046.49	1,933.51	11,504.19	(9,570.68)
D Sugrue	3343	CONANT ENRICHMENT GIFT	73,934.46	24,597.70	0.00	41,026.52	57,505.64	0.00	57,505.64
D Sugrue	3349	CONANT GIFTS	1,390.70		700.00	696.00	1,394.70	0.00	1,394.70
DOUGLAS									
C Whitbeck	3335	DOUGLAS PTO	2,179.12		21,740.88	26,330.33	(2,410.33)	7,230.89	(9,641.22)
C Whitbeck	3350	DOUGLAS GIFTS	701.74		0.00	0.00	701.74	0.00	701.74
C Whitbeck	3409	DOUG: DAWN/DUSK	64,862.41		292,568.52	231,815.33	125,615.60	51,697.51	73,918.09
GATES									
L Newman	3336	GATES PTO	6,211.57		16,667.00	22,803.25	75.32	8,136.49	(8,061.17)
L Newman	3339	GATES GIFTS	14,260.28		2,189.06	1,858.55	14,590.79	0.00	14,590.79
L Newman	3344	GATES ENRICHMENT GIFT	49,262.61	26,895.47	0.00	0.00	76,158.08	0.00	76,158.08
MCCARTHY TOWNE									
D Krane	3337	MCCARTHY PTO	12,800.26		47,334.00	62,518.88	(2,384.62)	16,330.16	(18,714.78)
D Krane	3340	MCCARTHY TECHN	0.50		0.00	0.00	0.50	0.50	0.00
D Krane	3345	MCT ENRICHMENT GIFT	64,976.48	22,622.08	0.00	3,278.26	84,320.30	1,513.61	82,806.69
D Krane	3351	MCCARTHY TOWNE GIFTS	400.00		0.00	0.00	400.00	0.00	400.00
MERRIAM									
E Kaufman	3338	MERRIAM PTO	9,831.39		60,143.60	70,967.78	(992.79)	27,282.01	(28,274.80)
E Kaufman	3352	MERRIAM GIFTS	62.91		0.00	0.00	62.91	0.00	62.91
E Kaufman	3410	MERRIAM AM/PM	130,447.87		177,397.01	163,508.78	144,336.10	39,700.36	104,635.74
Total Special Revenue and Revolving Funds			4,549,168.49	0.00	9,135,801.80	8,010,521.52	5,674,448.77	1,512,853.97	4,161,594.80

ACTON BOXBOROUGH REGIONAL SCHOOL DISTRICT									
SPECIAL REVENUE, REVOLVING, AND GIFT FUNDS									
4/30/2017									
			Fund Balance	Fund Balance				Balance as of	
Operating			7/1/2016	Transfers	Receipts	Expenses	CASH BAL	Encumber	4/30/17
SCHOLARSHIPS									
	5001	SCH:DENNIS M KULSICK - Principal	0.00		10,000.00		10,000.00		10,000.00
	5001	SCH:DENNIS M KULSICK - Interest	0.00		1,993.00	0.00	1,993.00		1,993.00
	5003	SCH:A B JAMBOREE	2,620.30	0.00	12.54	0.00	2,632.84		2,632.84
	5004	SCH:KATHERINE KINSLEY	29,346.19	0.00	140.45	0.00	29,486.64		29,486.64
	5005	SCH:JAMES E KINSLEY	37,763.85	0.00	180.74	0.00	37,944.59		37,944.59
	5006	SCH:AMERICAN LEGION 284 - Principal	34,000.00				34,000.00		34,000.00
	5006	SCH:AMERICAN LEGION 284 - Interest	16,950.90		238.03	2,000.00	15,188.93		15,188.93
	5008	SCH:J PRENDIVILLE III	12,030.00		52.85	1,000.00	11,082.85		11,082.85
	5009	SCH:M&P SMOLTEES	23,869.44		114.24	0.00	23,983.68		23,983.68
	5010	SCH:J DEBAGGIS	2,960.18		14.16	0.00	2,974.34		2,974.34
	5011	SCH:R J GREY	13,483.22		64.53	0.00	13,547.75		13,547.75
	5012	SCH:CHARLES BATTIT	20,297.09		97.15	0.00	20,394.24		20,394.24
	5013	SCH:J SCOTT	883.00	0.00	621.44	0.00	1,504.44		1,504.44
	5014	SCHOLARSHIP:GENERAL	1,674.82	0.00	4,182.32	0.00	5,857.14		5,857.14
	5015	FRED S KENNEDY SCHOLARSHIP - Principal	1,400.00				1,400.00		1,400.00
	5015	FRED S KENNEDY SCHOLARSHIP - Interest	404.39	0.00	8.64	0.00	413.03		413.03
	5016	CHS BRUSIE MEMORIAL SCHOLARSHIP	2,057.60		4,009.97	0.00	6,067.57		6,067.57
	5017	THOMAS MEAGHER SCHOLARSHIP	4,883.18		23.37	0.00	4,906.55		4,906.55
	5018	R & E MATUSOW SCHOLARSHIP	50,398.70	0.00	241.22	0.00	50,639.92		50,639.92
	5020	SANDRA WILENSKY SCHOLARSHIP	1,617.65		7.74	0.00	1,625.39		1,625.39
	5021	FREDERICK JOYCE MEMORIAL	2,019.38		9.66	0.00	2,029.04		2,029.04
	5023	ALMA PARKHURST SCHOLARSHIP	16,923.92		81.00	0.00	17,004.92		17,004.92
D Labb	5024	P HALL SCHOLARSHIP-Principal	10,000.00				10,000.00		10,000.00
	5024	P HALL SCHOLARSHIP-Interest	3,199.68		1,627.34	0.00	4,827.02		4,827.02
STUDENT ACTIVITIES									
A Shen	6001	STU ACTIVITY FUND-JH	24,267.70		69,607.48	38,520.53	55,354.65		55,354.65
J Campbell	6002	STU ACTIVITY FUND-SH	109,829.22	0.00	196,329.38	143,915.00	162,243.60		162,243.60
D Labb	6003	STU ACTIVITY FUND-BL	19,345.13		30,919.74	21,957.55	28,307.32		28,307.32
Total Scholarship & Agency Funds			442,225.54	0.00	320,576.99	207,393.08	555,409.45	0.00	555,409.45
Total All funds			4,991,394.03	0.00	9,456,378.79	8,217,914.60	6,229,858.22	1,512,853.97	4,717,004.25

Acton Boxborough Regional Schools
 FY'17 Grants
 May 5, 2017

			FY'17 Budget	YTD	Enc	Total	Balance
3001 SPED IDEA # F240			Project Duration 09/01/2016 - 06/30/2017				
FY17	DAWN BENTLEY						
Revenue							
3001R17 45401	3001R17 45401	REVENUE - FEDERAL - THRU STATE	1,232,975.00	880,265.00	0.00	880,265.00	352,710.00
Expense							
		INSTRUCTIONAL STAFF SLP					
		MTRS					
		NETWORK BLUE FAMILY					
30011701 516011	30011701 516011	SH F240 AIDES/PARAS - SPED	277,355.00	209,109.63	98,565.11	307,674.74	-30,319.74
30011702 516011	30011702 516011	JH F240 AIDES/PARAS - SPED	187,025.00	131,358.11	52,022.12	183,380.23	3,644.77
30011703 516011	30011703 516011	BL F240 AIDES/PARAS - SPED	122,063.00	84,557.75	34,892.05	119,449.80	2,613.20
30011704 516011	30011704 516011	CN F240 AIDES/PARAS - SPED	30,145.00	23,807.35	11,793.04	35,600.39	-5,455.39
30011705 516011	30011705 516011	DO F240 AIDES/PARAS - SPED	9,575.00	6,980.97	2,451.95	9,432.92	142.08
30011706 516011	30011706 516011	GA F240 AIDES/PARAS - SPED	115,620.00	76,530.98	35,048.26	111,579.24	4,040.76
30011707 516011	30011707 516011	MCT F240 AIDES/PARAS - SPED	157,800.00	109,244.39	39,456.36	148,700.75	9,099.25
30011708 516011	30011708 516011	ME F240 AIDES/PARAS - SPED	272,763.00	196,714.78	72,104.00	268,818.78	3,944.22
30011709 516011	30011709 516011	PRESCHOOL AIDES/PARAS - SPED	27,405.00	19,536.90	7,474.79	27,011.69	393.31
30011710 515013	30011710 515013	BOOKKEEPER	33,224.00	0.00	0.00	0.00	33,224.00
3001		SPED IDEA 240	1,232,975.00	857,840.86	353,807.68	1,211,648.54	21,326.46
3002 TITLE I # F305			Project Duration 09/01/2016 - 06/30/2017				
FY17	DEB BOOKIS						
Revenue							
3002R17 45401	3002R17 45401	REVENUE - FEDERAL - THRU STATE	142,047.00	105,336.00	0.00	105,336.00	36,711.00
Expense							
30021701 514081	30021701 514081	TEACHER - GATES	22,403.00	14,648.05	7,754.82	22,402.87	0.13
30021702 514081	30021702 514081	TEACHER - BLANCHARD	21,401.00	13,993.04	7,408.05	21,401.09	-0.09
30021703 514081	30021703 514081	TEACHER - JH	28,985.00	18,951.60	10,033.14	28,984.74	0.26
30021704 516001	30021704 516001	JH AIDES/PARAPROFESSIONALS	44,383.00	35,690.63	9,104.18	44,794.81	-411.81
30021705 514002	30021705 514002	ADMINISTRATOR	5,000.00	3,506.42	780.41	4,286.83	713.17
30021706 543035	30021706 543035	OTHER INSTR MATERIAL	1,674.00	1,122.00	0.00	1,122.00	552.00
30021707 514700	30021707 514700	PD SUBSTITUTES	5,000.00	5,000.00	0.00	5,000.00	0.00
30021708 524009	30021708 524009	CONTRACTED SERVICES	6,200.00	6,200.00	0.00	6,200.00	0.00
30021709 570031	30021709 570031	MASS TEACHERS RETIREMENT	7,001.00	5,601.00	1,400.00	7,001.00	0.00
3002		TITLE I	142,047.00	104,712.74	36,480.60	141,193.34	853.66
3004 SPED PROGRAM IMPROVEMENT # F274			Project Duration 11/23/2016 - 08/31/2017				
FY17	DAWN BENTLEY						
Revenue							
3004R17 45401	3004R17 45401	REVENUE - FEDERAL - THRU STATE	44,528.00	23,634.00	0.00	23,634.00	20,894.00
Expense							
30041701 514900	30041701 514900	STIPEND	2,718.00	0.00	0.00	0.00	2,718.00
30041702 524006	30041702 524006	CONF, TRAV, WORKSHOPS	11,310.00	6,951.28	0.00	6,951.28	4,358.72
30041702 524134	30041702 524134	SPEAKERS - SPECIAL EDUCATION	3,500.00	0.00	500.00	500.00	3,000.00
30041702 524173	30041702 524173	CONTR SVC - CONSULTANT	27,000.00	20,237.26	0.00	20,237.26	6,762.74
3004 SPED PROGRAM IMPROVEMENT			44,528.00	27,188.54	500.00	27,688.54	16,839.46

Acton Boxborough Regional Schools
 FY'17 Grants
 May 5, 2017

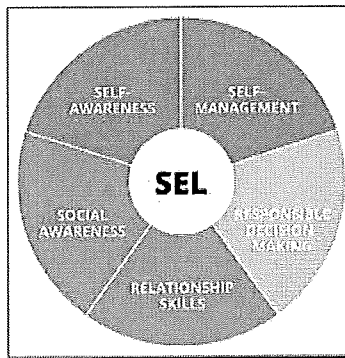
			FY'17 Budget	YTD	Enc	Total	Balance
3006 TITLE IIA:IMPRVG ED QUAL # F140							
FY17	DEB BOOKIS	Project Duration 09/01/2016 - 06/30/2017					
Revenue							
3006R17 45401	3006R17 45401	REVENUE - FEDERAL - THRU STATE	60,183.00	50,847.00	0.00	50,847.00	9,336.00
Expense							
30061701 514011	30061701 514011	ADMINISTRATOR	5,000.00	3,506.42	780.41	4,286.83	713.17
30061702 524112	30061702 524112	PD - CURRICULUM FRAMEWORKS	8,250.00	8,250.00	0.00	8,250.00	0.00
30061702 524113	30061702 524113	PD - CONSULTANTS	8,000.00	6,000.00	2,000.00	8,000.00	0.00
30061703 514700	30061703 514700	PD SUBSTITUTES	31,500.00	27,290.00	0.00	27,290.00	4,210.00
30061704 543094	30061704 543094	TEXTBOOKS	6,983.00	6,415.72	0.00	6,415.72	567.28
30061705 570031	30061705 570031	MASS TEACHERS RETIREMENT	450.00	360.00	90.00	450.00	0.00
3006		TITLE IIA:IMPRVG ED QUAL	60,183.00	51,822.14	2,870.41	54,692.55	5,490.45
3019 EARLY CHILDHOOD # F262							
FY17	DAWN BENTLEY	Project Duration 09/01/2016 - 06/30/2017					
Revenue							
3019R17 45400	3019R17 45400	REVENUE - FEDERAL - DIRECT	31,914.00	19,146.80	0.00	19,146.80	12,767.20
Expense							
30191701 516011	30191701 516011	AIDES/PARAPROFESSIONALS	31,914.00	20,208.54	9,921.52	30,130.06	1,783.94
3019		EARLY CHILDHOOD # F262	31,914.00	20,208.54	9,921.52	30,130.06	1,783.94
3020 SPED EARLY CHILDHOOD # F298							
FY17	JOE GIBOWICZ	Project Duration 01/23/2017 - 06/30/2017					
Revenue							
3020R17 45400	3020R17 45400	REVENUE - FEDERAL - DIRECT	2,250.00	2,250.00	0.00	2,250.00	0.00
Expense							
30201701 524006	30201701 524006	CONF, TRAV, WORKSHOPS	2,250.00	1,027.00	1,099.95	2,126.95	123.05
3020		SPED EARLY CHILDHOOD # F298	2,250.00	1,027.00	1,099.95	2,126.95	123.05
3021 TITLE III ELA # F180							
FY17	DAWN BENTLEY	Project Duration 11/23/2016 - 06/30/2017					
Revenue							
3021R17 45401	3021R17 45401	REVENUE - FEDERAL - THRU STATE	37,447.00	7,309.00	0.00	7,309.00	30,138.00
3021R162 45401	3021R162 45401	FY16 CARRYFORWARD REVENUE	5,134.00	733.00	0.00	733.00	4,401.00
Expense							
30211702 514064	30211702 514064	TITLE III 180 ELA TEACHER	20,460.00	0.00	0.00	0.00	20,460.00
30211703 516001	30211703 516001	TITLE III 180 GRANT ELA AIDES / PARAS	7,200.00	0.00	0.00	0.00	7,200.00
30211704 524009	30211704 524009	TTL III 180 ELA GRANT CONTRACTED SERVICES	2,400.00	850.00	1,150.00	2,000.00	400.00
30211705 524009	30211705 524009	TTL III 180 ELA GRANT PD CONTRACTED SERVICES	2,000.00	2,000.00	0.00	2,000.00	0.00
30211706 543035	30211706 543035	TITLE III 180 ELA SUPPLIES	452.00	0.00	0.00	0.00	452.00
30211707 543014	30211707 543014	TITLE III 180 ELA SOFTWARE LICENSING	2,975.00	2,975.00	0.00	2,975.00	0.00
30211705 524006	30211705 524006	TITLE III 180 ELA TRAVEL	1,960.00	0.00	0.00	0.00	1,960.00
30211708 524006	30211708 543035	FY16 CARRYFORWARD TITLE III 180 ELA SUPPLIES	2,000.00	501.94	553.47	1,055.41	944.59
30211709 524006	30211709 524006	FY16 CARRYFORWARD TITLE III 180 ELA CONF, TRAVE	3,134.00	1,960.00	0.00	1,960.00	1,174.00
3021		TITLE III ELA	42,581.00	8,286.94	1,703.47	9,990.41	32,590.59

Acton Boxborough Regional Schools
 FY'17 Grants
 May 5, 2017

			FY'17 Budget	YTD	Enc	Total	Balance	
3022 LOW INCOME EDUCATION ACCESS (LEAP) INCENTIVE GRANT # F231								
FY17	DAWN BENTLEY	Project Duration 04/06/2017 - 08/31/2017						
Revenue								
3022R17 45401	3022R17 45401	REVENUE - FEDERAL - THRU STATE	10,000.00	2,000.00	0.00	2,000.00	8,000.00	
Expense								
30221701 524064	30221701 524064	INSTRUCTOR - PROF DEV - SPECIAL EDUCATION	4,000.00	0.00	0.00	0.00	4,000.00	
30221701 524134	30221701 524134	SPEAKERS - SPECIAL EDUCATION	5,250.00	0.00	0.00	0.00	5,250.00	
30221701 524173	30221701 524173	CONTR SVC - CONSULTANT	750.00	0.00	0.00	0.00	750.00	
3022 LEAP			10,000.00	0.00	0.00	0.00	10,000.00	
3101 ESSENTIAL SCHOOL HEALTH SERVICES # S290								
FY17	DAWN BENTLEY	Project Duration 07/01/2016 - 06/30/2017						
Revenue								
3101R17 46000	3101R17 46000	REVENUE - STATE	69,700.00	69,700.00	0.00	69,700.00	0.00	
Expense								
31011701 514044	31011701 514044	NURSE	44,904.00	28,625.22	16,278.98	44,904.20	-0.20	
31011701 514705	31011701 514705	NURSE, SUBSTITUTE	11,000.00	6,869.20	0.00	6,869.20	4,130.80	
31011701 514913	31011701 514913	STIPEND - R&D	1,200.00	1,200.00	0.00	1,200.00	0.00	
31011702 524006	31011702 524006	CONF, TRAV, WORKSHOPS	2,800.00	2,410.49	0.00	2,410.49	389.51	
31011702 524113	31011702 524113	WEB CONSULTANT	3,220.00	3,220.59	0.00	3,220.59	-0.59	
31011702 524161	31011702 524161	CONTR SVCS - TECHNOLOGY	1,000.00	0.00	642.12	642.12	357.88	
31011703 543064	31011703 543064	SUPPLIES - OFFICE	800.00	769.96	0.00	769.96	30.04	
31011703 543087	31011703 543087	INSTR TECHNOLOGY	4,776.00	3,470.83	0.00	3,470.83	1,305.17	
3101	ESSENTIAL SCHOOL HEALTH SVCS		69,700.00	46,566.29	16,921.10	63,487.39	6,212.61	
3103 SOLAR OATA								
FY17	JD HEAD							
Revenue								
3103R15 46000	3103R15 46000	REVENUE - STATE	2,000.00	2,000.00	0.00	2,000.00	0.00	
3103R16 46000	3103R16 46000	REVENUE - STATE	10,400.00	5,353.99	0.00	5,353.99	5,046.01	
3103R17 46000	3103R17 46000	REVENUE - STATE	100.00	0.00	0.00	0.00	100.00	
Expense								
31031501 524113	31031501 524113	PROFESSIONAL SERVICES	12,500.00	8,710.24	0.00	8,710.24	3,789.76	
3103	SOLAR OATA		12,500.00	8,710.24	0.00	8,710.24	3,789.76	
3107 MIIA								
FY17	CLARE JEANNOTTE							
Revenue								
3107R17 48401	3107R17 48401	GRANTS - PRIVATE	6,717.00	6,717.20			6,717.20	-0.20
Expense								
310701 524124	310701 524124	SECURITY	6,717.00	6,717.20			6,717.20	-0.20
3106	MIIA		6,717.00	6,717.20	0.00	6,717.20	-0.20	

- **Self-awareness:** The ability to accurately recognize one's emotions and thoughts and their influence on behavior. This includes accurately assessing one's strengths and limitations and possessing a well-grounded sense of confidence and optimism.
- **Self-management:** The ability to regulate one's emotions, thoughts, and behaviors effectively in different situations. This includes managing stress, controlling impulses, motivating oneself, and setting and working toward achieving personal and academic goals.
- **Social awareness:** The ability to take the perspective of and empathize with others from diverse backgrounds and cultures, to understand social and ethical norms for behavior, and to recognize family, school, and community resources and supports.
- **Relationship skills:** The ability to establish and maintain healthy and rewarding relationships with diverse individuals and groups. This includes communicating clearly, listening actively, cooperating, resisting inappropriate social pressure, negotiating conflict constructively, and seeking and offering help when needed.
- **Responsible decision making:** The ability to make constructive and respectful choices about personal behavior and social interactions based on consideration of ethical standards, safety concerns, social norms, the realistic evaluation of consequences of various actions, and the wellbeing of self and others.

(CASEL, Massachusetts DESE website: <http://www.doe.mass.edu/candi/SEL/>)



SEL VIDEO RESOURCES

Social-Emotional Learning: What It Is and Why It Matters



5 Keys to Social and Emotional Learning Success



Kindergarteners with good social skills turn into successful adults, study fi..



Richard Weissbourd: Raising Caring, Respectful, and Courageous Children




EDUCATION IN AMERICA: THE...

www.blogtalkradio.com


Learn about the new and exciting curricula available in social emotional learning...what parents need to know

SEL RESOURCES FOR FAMILIES TO CONSIDER




Child and Adolescent Development

Responsive Classroom (scroll down for age-specific suggestions for supporting your children)



Social Rules for Kids

The Top 100 Social Rules Kids Need to Succeed




ParentSpeak

What's Wrong with How We Talk to Our Children-and What to Say Instead

SEL Website for Families


Parent Toolkit (NBC)

SEL RESOURCES FOR EDUCATORS TO CONSIDER




Mary Anne Buckley

[Sharing the Blue Crayon](#)



Common Sense

[We All Teach SEL](#)



Teaching the Whole Teen

[Everyday Practices That Promote Success and Resilience in School and Life](#)

Family Learning Series Event - Getting to Manhood: Raising Boys to Succeed

WHEN


Wednesday, May 31st, 7-8:30pm

WHERE

ABRHS Auditorium: 36 Charter Road, Acton, MA 01720

MORE INFORMATION

Parenting boys, helping them grow into healthy young men, is a wonderful journey - but one that is rife with serious challenges. Nationally, boys are struggling to live up to their potential. What are the reasons for these trends? What tools do parents have to help boys stay focused and positive? Boys need our help to grow up strong and emotionally healthy. Join Dr. Anthony Rao, nationally recognized expert on boyhood, for an upbeat and informative talk on helping our sons get onto better paths.



[Get Directions](#)



Dr. Anthony Rao

Dr. Anthony Rao holds a Ph.D. in psychology from Vanderbilt University and trained as a pediatric psychologist at Boston Children's Hospital. For more than 20 years, Dr. Rao worked in the Department of Psychiatry at Children's Hospital and served as instructor at Harvard Medical School, where he trained psychologists and physicians in the use of Cognitive Behavior Therapy, or CBT.

Dr. Rao has been interviewed for articles in the New Yorker, Parents Magazine, The Boston Globe, and The Washington Times. His editorial letters and opinions have appeared in the Newsweek, Scientific American, The New York Times, and New York Magazine. His book, *The Way of Boys: Promoting the Social and Emotional Development of Young Boys*, is about the crisis in American boyhood. It was

published by HarperCollins in 2009 and released in paperback in 2010.

Dr. Rao consults with families all over the country and has lectured at numerous colleges. He regularly presents at conferences and parenting groups, and conducts workshops for professionals who work with children.

He is the founder of Behavioral Solutions in Lexington, Massachusetts.




Challenge Success Partnership

In the spring of 2016, ABRSD entered into a partnership with Challenge Success, out of Stanford University. Challenge Success aims to "provide schools and families with the information and strategies they need to create a more balanced and academically fulfilling life for their kids." The team at Challenge Success collaborates with educators, families, and students to implement best practices and policies in areas such as assessment, homework, and schedule.

Challenge Success Mantra

At Challenge Success, we believe that our society has become too focused on grades, test scores, and performance, leaving little time for kids to develop the necessary skills to become resilient, ethical, and motivated learners. We provide families and schools with the practical, research-based tools they need to create a more balanced and academically fulfilling life for kids. After all, success is measured over the course of a lifetime, not at the end of a semester.




AB Wellness Website

<http://abschoolswellness.weebly.com>




Challenge Success

<http://www.challengesuccess.org>



District and Community Happenings

<http://abachoukwellness.wesley.com/ola.html>



[View this email in your browser](#)

CHALLENGE SUCCESS

Strategies for Healthy, Engaged Kids and Stronger Schools



Share



Tweet



Forward

Feeling the March Madness? We are not referring to the NCAA basketball tournament, but rather the college acceptance process that many high school seniors are currently navigating. Undoubtedly, this can be a stressful time of year, and we'd like to share one piece of advice on this topic — *respect the privacy of seniors and their parents*. In today's culture, it seems that the entire college admissions process has evolved into a public event. But kids deserve the right to manage the announcement of their future plans in their own way and on their own timeline. The best pre-graduation gift that you can offer a senior is to resist the temptation to ask about his or her post-high school destination.

Take a few minutes to read two thoughtful perspectives related to this version of March Madness from our co-founders. In this [archived post](#), Dr. Madeline Levine offers guidance on how to create a supportive environment for seniors who may receive rejection letters, and in her [piece](#) from last year, Dr. Denise Pope de-bunks common college admission myths.

Wishing everyone a healthy and well-balanced Spring!

School Notes

When thinking about protocols for school reform, revising a school's schedule does not often jump to the top of the list. However, we know that a change in schedule can have substantial impact on engagement, teaching, and learning, and we often encourage our partner schools to delve deeply into this issue. There are many different components that comprise a school schedule, but our partners will often consider moving from a traditional 7 period per day schedule to a block or modified block schedule.

After a year of exploring alternate schedules, the Acalanes Union High School District in Northern California (comprised of its four Challenge Success partner schools of Acalanes, Campolindo, Las Lomas, and Miramonte) approved a task force recommendation to switch to a modified block schedule beginning in the 2017-2018 school year. Superintendent John Nickerson explained that the impetus for this change came from "an interest in longer instructional blocks with

opportunities for deeper learning activities, embedding intervention time into the day, and allowing for increased teacher collaboration time. Additionally, there were strong concerns about unhealthy academic stress.”

In preparation for this positive change, the district has spent the past year planning for the transition by piloting the new schedule and providing seven additional staff development days to support the instructional change for teachers. This is a significant undertaking, and we applaud the school district for taking the necessary time to include all stakeholders in both the conversation and implementation process. You can read more about saner school schedules in chapter 2 our book, *Overloaded and Underprepared*.

Interested in becoming a Challenge Success school? [Applications](#) are now available online for new schools to partner with Challenge Success during the 2017-2018 school year. [Join](#) the Challenge Success School Program and engage your school community in redefining success for kids.

Office Hours with Dr. Denise Pope



As you can imagine, I spend a great deal of time reviewing education articles and research. However, last month when I read a piece titled *Class Rankings Deserve Retention*, I did something that I almost never do — I posted a public comment on the article’s page. The author’s point of view obviously struck a nerve, and I felt compelled to share an alternate perspective. You can read the original article [here](#), and below is my response to the author:

Walt, I respectfully have to disagree with this post. At Challenge Success, a non-profit organization associated with Stanford University Graduate School of Education, www.challengesuccess.org, we work with schools to increase engagement with learning and improve student mental health and well-being. We see a majority of students at high-achieving schools who feel high levels of stress that are associated with sleep deprivation, anxiety, depression, drug abuse, eating disorders, and suicide ideation. We have found that eliminating valedictorian status and class rankings has reduced stress at certain schools — especially those where achievement in the form of grades and test scores and college admission rates is valued above all other traits. Students at these high-achieving schools can be ranked in the bottom quartile even with excellent grade point averages, and consequently feel "dumb" and "less worthy" compared to the majority of their peers. These students not only suffer from stress, but also may become disengaged with school altogether. Other students calculate the exact GPA needed to "beat" their peers for valedictorian status, and may sleep 2-3 hours each night and compromise their health — and sometimes their values (cheating rates are typically high in these kind of schools) in order to win that title. We are not against evaluating students, and we are certainly not against having high standards,

rigorous curricula, and holding students accountable. We don't believe everyone deserves a trophy, but we have seen the problems associated with a ranking system, and have urged schools to consider other ways to honor their top students — ways that rely less on a grade point average and that are more similar to the MVP status on a sports team- where multiple skills and traits are valued.

If you know schools that honor students in creative and healthy ways instead of using rankings and GPA's, let us know. We are always collecting positive examples to share.

Expanding Our Parent Connection Via Community Events




Aligned with our goal to “double our reach in 2017,” we are pleased to announce the launch of our Community Events program. Challenge Success is committed to making our parent education presentations accessible to communities across the country, especially in those areas that may not have had previous exposure to our research and education. Our community events are **free and open to the public**, and can be co-hosted with local schools and organizations. We have three events scheduled for this spring, and look forward to working in more communities next year. If you're interested in partnering with us to bring *The Well-Balanced Student* presentation to parents in your wider community, please email us at parented@challengesuccess.org.

We believe that when parents learn together about the importance of a balanced life, communities become stronger, families prioritize well-being, and kids are healthier and more engaged in school!

When School Is Out, Our Summer Leadership Seminar Is In!

We've designed a [new professional development opportunity](#) for middle and high school leaders who often use summer as a time to further advance their knowledge and learning. Participants at our Summer Leadership Seminar will explore the Challenge Success reform framework and return home with the necessary tools to introduce and facilitate positive change at their schools. Spend July 14th with like-minded educators and delve into the latest research on student health and well-being and discuss concrete strategies to increase student engagement with learning. [Review](#) a schedule of workshops and [register](#) on our website.



2017 SUMMER
LEADERSHIP SEMINAR
District Leaders & Middle and High School Leaders
July 14, 2017 • 8:30–4:00 p.m. • Stanford, CA

CS in the News

Recent interviews, comments, and quotes.

- [Successful Students Are Balanced Students, Program Highlights](#) | *KVUE ABC*
- [Acton-Boxborough Regional High School Considers Schedule Change](#) | *Wicked Local Acton*
- [Challenge Success at Wellesley High School](#) | *Hometown Weekly*
- [The Case For Choosing Downtime Over Organized Sports](#) | *Scary Mommy*
- [La Cañada High to Take Part in Program That Aims to Reduce Student Stress](#) | *The Los Angeles Times*

Good Reads

The most popular articles from our [Facebook](#) community.

- [Not Every Child As an A Grade Student](#) | *Half Waving Half Drowning*
- [What Happened When One School Banned Homework — and Asked Kids to Read and Play Instead](#) | *The Washington Post*
- [I Don't Care About Honor Roll Or Straight A's](#) | *Scary Mommy*
- [A Lawyer Rewrote Instagram's Privacy Policy So Kids and Parents Can Have a Meaningful Talk About Privacy](#) | *Quartz*
- [Kids With a 3.1 GPA: It's an Honor to Write a College Recommendation Letter For You](#) | *Bright Reads*

At [Challenge Success](#), we believe that our society has become too focused on grades, test scores, and performance, leaving little time for kids to develop the necessary skills needed to become resilient, ethical, and engaged learners. We provide schools and families with the information and strategies they need to create a more balanced and academically fulfilling life for their kids. Learn more about our [impact](#) and how to [support](#) our mission. Challenge Success is a non-profit organization affiliated with the Stanford University Graduate School of Education.

[Donate Now](#)

[Facebook](#)

[Twitter](#)

[YouTube](#)

[Book](#)

[Email](#)

Copyright © 2017 Challenge Success, All rights reserved.

[unsubscribe from this list](#) [update subscription preferences](#)

20.7

Office of the Superintendent
Acton-Boxborough Regional Schools
978-264-4700, x 3206

TO: All Staff and Families
FROM: Glenn Brand, Superintendent of Schools
ON: May 12, 2017
RE: **DISMISSAL TIMES for LAST DAY of SCHOOL - Thursday, June 22, 2017**

Dismissal times for Thursday, June 22, 2017:

10:45 a.m. - Raymond J. Grey Junior High School

10:45 a.m. - Acton-Boxborough Regional High School

12:20 p.m. - Blanchard, Douglas and Gates Schools

1:00 p.m. - Conant, McCarthy-Towne and Merriam Schools

11:30 AM - Carol Huebner Early Childhood Program-Acton Site

11:35 AM - Carol Huebner Early Childhood Program-Boxborough Site

For both sites, no PM sessions will be held

On Thursday, June 22, elementary schools will follow the regular Thursday early dismissal schedule.

The Junior High will have its end of year assembly on June 22 at the High School. Buses will transport Junior High and High School students from the High School at dismissal time on June 22.

In addition, please note that High School students will be dismissed at 10:45 a.m. after final examinations on June 16 through June 21.

Buses will be provided to transport High School students home at 10:45 a.m. on June 16 through June 21.

Lunch will not be available from the High School Cafeteria starting June 16. High School students will need to make a request at the High School Office and lunches will be sent down from the Junior High School.

NOTE: Breakfast and Lunch will be sold daily from 9:00 -11:30 a.m. in the High School Cafeteria again this summer from Monday, June 26 - Friday, August 4 (closed on July 4th). For students who currently receive free or reduced lunch, their eligibility continues through the summer. For more information, contact Food Services Director, Kirsten Nelson at 978-264- 4700 x3221 or knelson@abschools.org.



**Acton-Boxborough Regional School District
Community Education**

15 Charter Road • Acton, MA 01720
978-266-2525 • abce.abschools.org



Erin O'Brien Bettez
Director

MEMORANDUM

To: Acton-Boxborough Regional School Committee
From: Erin Bettez, Director, Community Education
RE: Leary Field Project Schedule
Date: May 15, 2017

According to Facilities Director JD Head, the Leary Field restoration project, initially scheduled to begin on July 1, 2017, has been moved ahead and should begin on or about June 19, 2017. The work should be completed by August 11, 2017. The project has gone out to bid and JD held a bidders' conference today to answer questions. Bids are due next Monday, May 22.

Community Ed. had booked a variety of activities on Leary Field through June 30, 2017, but we are canceling/moving reservations falling between June 19-30.

Typically, during the summer, Leary Field is used for activities such as high school summer gym, Community Ed. and Acton Recreation classes, ABYS activities, and an occasional outside rental. However, knowing the turf restoration project was likely, we did not book any activities between July 1 and Band Camp, which begins on August 21. This gives a week of "wiggle room" should there be any unexpected project delays.



Acton-Boxborough Regional School District 2016-2017 Family Learning Series

20.8

Getting to Manhood: Raising Boys to Succeed
May 31, 2017 at 7:00 – 8:30 PM
ABRHS Auditorium

Dr. Anthony Rao

Parenting boys, helping them grow into healthy young men, is a wonderful journey - but one that is rife with serious challenges. Nationally, boys are struggling to live up to their potential. What are the reasons for these trends? What tools do parents have to help boys stay focused and positive? Boys need our help to grow up strong and emotionally healthy. Join Dr. Anthony Rao, nationally recognized expert on boyhood, for an upbeat and informative talk on helping our sons get onto better paths.



Dr. Anthony Rao holds a Ph.D. in psychology from Vanderbilt University and trained as a pediatric psychologist at Boston Children's Hospital. For more than 20 years, Dr. Rao worked in the Department of Psychiatry at Children's Hospital and served as instructor at Harvard Medical School, where he trained psychologists and physicians in the use of Cognitive Behavior Therapy, or CBT.

Dr. Rao has been interviewed for articles in the New Yorker, Parents Magazine, The Boston Globe, and The Washington Times. His editorial letters and opinions have appeared in the Newsweek, Scientific American, The New York Times, and New York Magazine. His book, *The Way of Boys: Promoting the Social and Emotional Development of Young Boys*, is about the crisis in American boyhood. It was published by HarperCollins in 2009 and released in paperback in 2010.

Dr. Rao consults with families all over the country and has lectured at numerous colleges. He regularly presents at conferences and parenting groups, and conducts workshops for professionals who work with children.

He is the founder of Behavioral Solutions in Lexington, Massachusetts.

Questions? Call ABRSD 978.264.2700 x 3213